



# YEAR 4 NEWSLETTER

## AUTUMN 2023



### Staff

#### Mrs Todd - Class Teacher

Monday, Tuesday, Wednesday,  
Friday

#### Mrs Slattery - Class Teacher

Thursday

#### Mrs Coar - Teaching Assistant

Every morning

Welcome to the first term of year 4. We are all looking forward to getting back together and reuniting our class family. This term is always a busy one with the run up to Christmas, talent shows, our trip, pantomime and of course our 2 week block of swimming. All the staff hope you have had a restful summer and the children are ready to begin another year of engaging in learning, supporting one another and building on our skills from year 3. There have been a few changes in our new classroom and we welcome the introduction of lockers to hold our belongings. We look forward to working with you all throughout the year.

### READING

Reading will always be of great importance in all learning. In class we are constantly reading whether it is TRIC, Guided Reading, English lessons or 1:1 (to name a few). We continue to promote a love for reading throughout our school. Our classroom has not one but TWO reading areas for children to use and our library is open for children to use during lunchtimes. We also have an outdoor reading hut for children to choose books from. It is extremely important that children spend at least 15 minutes a day reading their school reading book. Please sign in diaries when they have read. This year, we are encouraging a greater independence in changing their own books in a morning.


### 10 ways to become a better reader...



### HOME LEARNING

**Mathletics** - will continue to be set weekly. This either links to the learning set in class or a recap from previous learning. Please help support your children by making this part of your home routine and ensure children have a small whiteboard or piece of paper available to help with jottings.

**Spellings** - will continue to be set weekly, supporting the learning in class. I will send these out as a whole half term letter.



### SWIMMING


Our 2 weeks of swimming starts on Monday 18th September. Please be at school for 8.35am with kit. This will be our only swimming this year.

### PE Days

Monday and Tuesday

## MATHS

Place Value  
Addition and Subtraction  
Area  
Multiplication and Division




## SPELLINGS

Statutory Words from the Y3-4 list  
Words ending 'sure'  
Possessive Apostrophes  
Homophones  
Prefix in-, im-, il-, ir-  
Revise alternative 'ei' sounds  
Suffixes -ing, -er, -en, -ed

## ENGLISH

Explanations  
Narrative: Fantasy Story  
Narrative Poetry  
Narrative: Fairy Tales  
Newspapers



## LEARNING

## PE

Swimming (2 weeks)  
Invasion Games: Rugby  
Gymnastics  
Health Related Fitness



## MUSIC

Clarinet  
More information to follow




## HISTORY

### *Local Black History: Lancashire Cotton Industry*

#### Key Knowledge:

- That the Lancashire Cotton Industry was one of the main drivers of the Industrial Revolution.
- What the Transatlantic Slave Trade was and how it affected our area and region.
- That cotton was and is used for clothes today and the sources it is obtained from.
- They will know (or have some strong ideas) about what life was like for cotton mill workers- particularly children.



## GEOGRAPHY

### **Rivers**

Children will know...

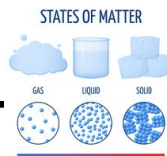
- the key elements and features of a river
- the key elements of the water cycle
- the names of – and key information on – the world's main rivers
- basic ideas about flood management



## SCIENCE

Group and Classify Living Things

States of Matter



## LEARNING



## RE

God, David and the Psalms

Christmas—Light

Judaism

## PSHE

Me and My Relationships

Valuing differences

## Computing

Coding

Spreadsheets

## DT

Electrical Systems

## ART

**Collage** - Circuit Board  
Collages

**Sculpture**—Clay Biscuits

**Focus Artist:** Joel Penkman

## FRENCH

Saying what I and others do

Infinitive –er verbs



We are always looking for anyone to support our learning. If you have a keen interest or experience in any of our future areas of learning, please let us know and we can incorporate a visit or any information you may have.

Please keep your eye on social media platforms, school website and seesaw for information and photos that support and showcase the learning across school.



## SOCIAL MEDIA

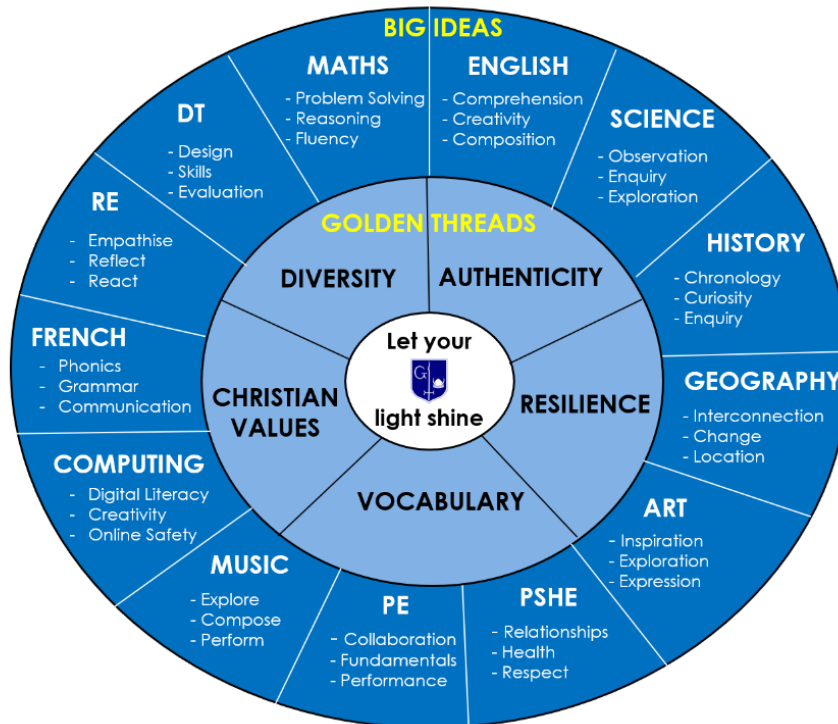


'grimsarghstmichaels'  
on Instagram

'Grimsargh St Michael's C of E  
Primary School' on Facebook.

## Our School Curriculum

Our school website has lots of information about the intent of our school curriculum. These include our golden threads and big ideas. As the term progresses, we will be referring more and more to these within our classroom. The children will become more aware of the terminology 'big ideas' and 'golden threads' so I felt it was important to share our school curriculum with you, once again, so you can engage in conversation with your children about these.



## Multiplication Check

This year, the children will be taking part in the multiplication check. The government have created an information leaflet for parents which is on the next page. Before Summer, I sent a sheet home with all the times tables on, for children to use as an aid to their recall. It would be fantastic if you would support your child by asking them quick fire recall questions.

This term we will be focusing on: x8, x3 and x6 tables. We will recall x2, x5, 10 and x4 as well.

## Helpful Websites:

<https://www.topmarks.co.uk/maths-games/hit-the-button>

<https://www.timestables.co.uk/multiplication-tables-check/>

<https://play.edshed.com/en-gb/mtc>

Times Tables 1 to 12											
1 Times table	2 Times table	3 Times table	4 Times table	5 Times table	6 Times table	7 Times table	8 Times table	9 Times table	10 Times table	11 Times table	12 Times table
1 x 1 = 1	2 x 1 = 2	3 x 1 = 3	4 x 1 = 4	5 x 1 = 5	6 x 1 = 6	7 x 1 = 7	8 x 1 = 8	9 x 1 = 9	10 x 1 = 10	11 x 1 = 11	12 x 1 = 12
1 x 2 = 2	2 x 2 = 4	3 x 2 = 6	4 x 2 = 8	5 x 2 = 10	6 x 2 = 12	7 x 2 = 14	8 x 2 = 16	9 x 2 = 18	10 x 2 = 20	11 x 2 = 22	12 x 2 = 24
1 x 3 = 3	2 x 3 = 6	3 x 3 = 9	4 x 3 = 12	5 x 3 = 15	6 x 3 = 18	7 x 3 = 21	8 x 3 = 24	9 x 3 = 27	10 x 3 = 30	11 x 3 = 33	12 x 3 = 36
1 x 4 = 4	2 x 4 = 8	3 x 4 = 12	4 x 4 = 16	5 x 4 = 20	6 x 4 = 24	7 x 4 = 28	8 x 4 = 32	9 x 4 = 36	10 x 4 = 40	11 x 4 = 44	12 x 4 = 48
1 x 5 = 5	2 x 5 = 10	3 x 5 = 15	4 x 5 = 20	5 x 5 = 25	6 x 5 = 30	7 x 5 = 35	8 x 5 = 40	9 x 5 = 45	10 x 5 = 50	11 x 5 = 55	12 x 5 = 60
1 x 6 = 6	2 x 6 = 12	3 x 6 = 18	4 x 6 = 24	5 x 6 = 30	6 x 6 = 36	7 x 6 = 42	8 x 6 = 48	9 x 6 = 54	10 x 6 = 60	11 x 6 = 66	12 x 6 = 72
1 x 7 = 7	2 x 7 = 14	3 x 7 = 21	4 x 7 = 28	5 x 7 = 35	6 x 7 = 42	7 x 7 = 49	8 x 7 = 56	9 x 7 = 63	10 x 7 = 70	11 x 7 = 77	12 x 7 = 84
1 x 8 = 8	2 x 8 = 16	3 x 8 = 24	4 x 8 = 32	5 x 8 = 40	6 x 8 = 48	7 x 8 = 56	8 x 8 = 64	9 x 8 = 72	10 x 8 = 80	11 x 8 = 88	12 x 8 = 96
1 x 9 = 9	2 x 9 = 18	3 x 9 = 27	4 x 9 = 36	5 x 9 = 45	6 x 9 = 54	7 x 9 = 63	8 x 9 = 72	9 x 9 = 81	10 x 9 = 90	11 x 9 = 99	12 x 9 = 108
1 x 10 = 10	2 x 10 = 20	3 x 10 = 30	4 x 10 = 40	5 x 10 = 50	6 x 10 = 60	7 x 10 = 70	8 x 10 = 80	9 x 10 = 90	10 x 10 = 100	11 x 10 = 110	12 x 10 = 120
1 x 11 = 11	2 x 11 = 22	3 x 11 = 33	4 x 11 = 44	5 x 11 = 55	6 x 11 = 66	7 x 11 = 77	8 x 11 = 88	9 x 11 = 99	10 x 11 = 110	11 x 11 = 121	12 x 11 = 132
1 x 12 = 12	2 x 12 = 24	3 x 12 = 36	4 x 12 = 48	5 x 12 = 60	6 x 12 = 72	7 x 12 = 84	8 x 12 = 96	9 x 12 = 108	10 x 12 = 120	11 x 12 = 132	12 x 12 = 144



## Multiplication tables check

### Do you have a child in year 4 at primary school?

If so, your child will be participating in the multiplication tables check in June.

The purpose of the check is to determine whether your child can fluently recall their times tables up to 12, which is essential for future success in mathematics. It will also help your child's school to identify if your child may need additional support.



### What is the multiplication tables check?

It is an on-screen check consisting of 25 times table questions. Your child will be able to answer 3 practice questions before taking the actual check. They will then have 6 seconds to answer each question. On average, the check should take no longer than 5 minutes to complete.

### What if my child cannot access the check?

There are several access arrangements available for the check, which can be used to support pupils with specific needs. Your child's teacher will ensure that the access arrangements are appropriate for your child before they take the check in June.

The check has been designed so that it is inclusive and accessible to as many children as possible, including those with special educational needs or disability (SEND) or English as an additional language (EAL). However, there may be some circumstances in which it will not be appropriate for a pupil to take the check, even when using suitable access arrangements. If you have any concerns about your child accessing the check, you should discuss this with your child's headteacher.

### Do I need to do anything to prepare my child for the check?

No, you do not need to do anything additional to prepare your child for the check. As part of usual practice, teachers may ask you to practise times tables with your child.

Schools will have unlimited access to a 'try it out' area from April. They can use this to make sure pupils have the necessary support required to access the check. This includes opportunities for pupils to familiarise themselves with the check application and try out any access arrangements that may be required.

### How will the results be used?

Schools will have access to all their pupils' results, allowing those pupils who need additional support to be identified.

### Will I receive feedback on my child's check?

Yes. Your child's teacher will share your child's score with you, as they would with all national curriculum assessments. There is no pass mark for the check.



### Uniform

As a school we are constantly ensuring high standards across school life. One of the areas that we are keen to focus on is school uniform. It is really important for children to wear the correct uniform; especially school shoes not trainers and no earrings. Please ensure PE tracksuit trousers are navy blue.

Please see our website for more details: <https://www.grimsargh-st-michaels.lancs.sch.uk/policies/>



### DIARY DATES

#### SEPTEMBER

4th— Return to School

18th—Swimming begins for 2 weeks

19th—Trip to Helmsore Mill

23rd—Colour Run

#### OCTOBER

3rd—Individual Photos

18th—Online Parent's Meetings

#### DECEMBER

2nd—Christmas Fair

Please also take note of the diary dates on the school newsletter as we are always adding events!

Seesaw is also used to keep in touch about key events and home learning. Please check this regularly.



If you wish to make contact with the staff in school please send an email to the office or Seesaw. Replies will be given during staff working hours.

[office@grimsargh-st-michaels.lancs.sch.uk](mailto:office@grimsargh-st-michaels.lancs.sch.uk)