





Name

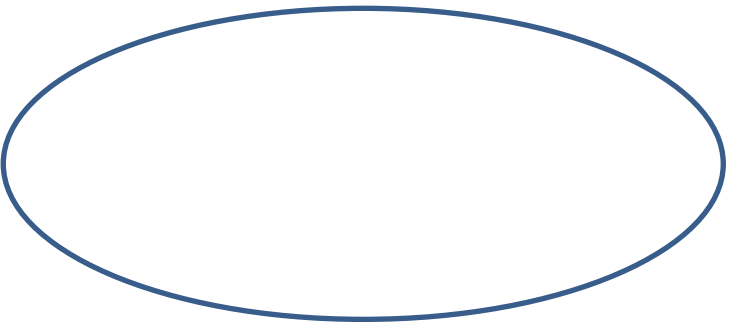
Class.....

1. Draw a circle around the part of the alien face you hear.



2. You need coloured crayons and paper for this task.
In French tell your partner the colour of an imaginary alien's eyes, hair and mouth.

Can your partner draw the face parts in the right colour?





3. Read the description. Draw the alien face. You may use a bilingual dictionary.

L'extra-terrestre a les cheveux marron et verts, une petite tête et les yeux verts, une oreille, un nez et trois bouches.

4. Imagine an alien face. Write four phrases to describe the alien face and the colours you see too.

A large, empty, rounded rectangular box with a blue border, intended for drawing and writing.



How to use Stage Two Puzzle It Out

- Run off one sheet per child. Each child to add name/help children to add name (and class)
- You may wish to make these activities separate activities during the six week half term and as part of the body of the lesson. This is a word document so that you can copy and paste one of the sections on to a separate piece of paper to use as a stand- alone activity or to make the writing /pictures bigger etc for your class.
- If some children finish quickly then ask them to decorate the reading and writing sections with images that explain the target language words.
- We feel as well that there are times when partners can mark each others tasks and this is down to professional judgment of the part of the teacher
- Speaking activity- this is peer assessment and you should select a sample range across the ability range per task to observe and listen to-as a quality control group. We do not expect absolute accuracy but utterances that would be acceptable to a sympathetic native speaker.
- Each task is one sample of the three pieces of assessment you require to demonstrate that an individual pupil is “meeting” the average competency in a specific skill. You may need to offer children more opportunities from other Puzzle It Outs to gather these three pieces of evidence





The tasks on this Puzzle It Out sheet aim to demonstrate stage 2 “meeting” of the “can do” statements below-as they work toward A1 competency in the target language.

Listening: Can understand a range of familiar spoken phrases and is able to listen for specific words and phrases.

Speaking: Can ask and answer simple questions and give basic information and can pronounce familiar words and some new words accurately.

Reading: Can understand simple written phrases. Can match sounds to familiar written words

Writing: Can spell some familiar written words and phrases accurately and can write simple sentences with limited mistakes so the message is understood.



Teacher's Notes Puzzle It Out**Individual task information.**

Outcome below “meeting” descriptor = emerging

Outcome above “meeting” descriptor= exceeding

	Type of activity/Resources	Activity	“Meeting”
1.Listening	Teacher to play sound file of native speaker. Transcript for teacher at end of this document	Listen out for five nouns for parts of the face. Play sound file several times.	Can identify four parts of the face
2.Speaking	Children to work with partner. Sample group with teacher.	Give a simple phrase by phrase description of colour, quantity of parts of face on an imaginary alien. Teacher to discuss with class first. Partner to add a smiley face in the oval shape if the child completes this.	Can form three simple phrases to describe parts of a face – relatively accurately.
3.Reading	Reading script on Puzzle It Out sheet. Transcript for teacher at end of this document	Read a simple description of an alien’s face and identify quantity and colour. Draw the alien face to show understanding.	Can identify four nouns for parts of face and can identify two colours from memory or by using a bilingual dictionary
4.Writing	Children to work on Puzzle It Out sheet or in books.	Write four phrases to describe an alien’s face – with possible colour and quantity..	Can accurately write three parts of face and attempt to write colours/numbers to describe an alien face



**Teacher answer and transcript sheet****Listening****Listening Transcript**

My alien has green hair and three red noses, four green eyes, two yellow ears and two blue and yellow mouths

Mon extra-terrestre a les cheveux verts et trois nez rouges, quatre yeux verts, deux oreilles jaunes et deux bouches jaunes et bleues.

Listening sound file link on listening task page (slide 1)

Parts of face :hair/nose/eyes/ears/mouth

Speaking : les cheveux(bleus)/ les yeux (noirs) / la bouche (rouge)/ le nez vert/ les oreilles marron

Writing**An example**

les cheveux(bleus)/ quatre yeux (noirs) /
la bouche (rouge)/ un nez vert/
cinq oreilles marron

Reading

L' extra-terrestre a les cheveux marron et verts,
une petite tête et les yeux verts,
une oreille, un nez et trois bouches

The alien has brown and green hair, one small head
and green eyes, one ear , a nose and three mouths.

