



Spelling, Punctuation and Grammar

Expanded Noun Phrases

Expanded Noun Phrases



Expanded Noun Phrases

Introductory Activity

Independent Focused Activity

Review Activity

Consolidation Activity

Assessment

Aim

- I can expand a simple noun phrase with appropriate adjective(s).

Success Criteria

- I can write a simple noun phrase.
- I can use adjectives to expand a simple noun phrase.
- I can select adjective(s) to describe a noun to create effects.

Introductory Activity

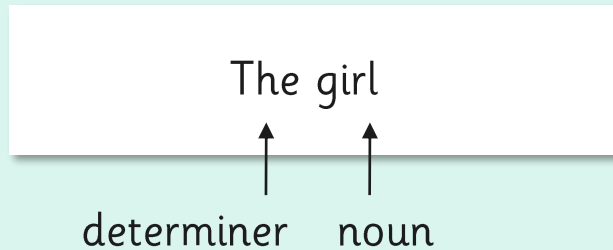


Adding Adjectives



Nouns

Nouns are often known as 'naming words' because they can name people, places and things.



Simple noun phrases

Simple noun phrases are groups of words, including a noun, that make up part of a sentence.

The noun is the main word in the phrase and other words give information about it.

Adding Adjectives



Expanded noun phrases

Expanded noun phrases give more detail than a simple noun phrase.

The tall, sporty girl

↑ ↑ ↑ ↑
determiner adjective noun



Simple noun phrases

You add adjectives after the determiner to make an expanded noun phrase

This adds extra detail about the noun.

Determiners are placed before the noun and help to describe it.

Adding Adjectives



Discuss this example
with a partner.
Any questions?

Noun

cow

simple noun phrase

a cow

Noun phrase
expanded by an
adjective or two

a round bellied,
inquisitive cow



Photo courtesy of timsnell @flickr.com - granted under creative commons licence - attribution

Adding Adjectives



Work with a partner,
draw the table on your
whiteboard and fill it in.

Noun

simple noun phrase

Noun phrase
expanded by an
adjective or two



Photo courtesy of Katrin Gilger @flickr.com - granted under creative commons licence - attribution

Adding Adjectives



Work with a partner,
draw the table on your
whiteboard and fill it in.

Noun


simple noun phrase

Noun phrase
expanded by an
adjective or two

Photo courtesy of Peter G W Jones @flickr.com - granted under creative commons licence - attribution



Adjectives for Effect



The adjectives we choose to expand the noun phrase can create very different effects.

Example – the house



The house was bright and airy.


The house was dark and gloomy.

Photos courtesy of lee and Erich Ferdinand @flickr.com - granted under creative commons licence - attribution

Independent Focused Activity



Adjectives for Effect



Now it's your turn.

Adjectives for Effect

Read through the following description.
Underline the noun which is being described.
Put a circle around the adjectives that have been added to the noun to create an expanded noun phrase.

1. The house was mouldy, rotten and brown.
2. There was a moaning and creaking noise.
3. The grass was damp and cold.
4. The step looked well-worn.
5. The door was an off-white colour and rotten.
6. A large, dark rain cloud hung over the house.

Re-write each sentence using different adjectives for each noun phrase to create a different mood atmosphere.
Example - *The house was clean, fresh and white.*

- 1.
- 2.
- 3.
- 4.
- 5.
- 6.

twinkl planit SPiD expanded noun phrases twinkl.co.uk

Adjectives for Effect

Read through the following description.
Underline the noun which is being described.
Put a circle around the adjectives that have been added to the noun to create an expanded noun phrase.

1. The house was mouldy, rotten and brown.
2. There was a moaning and creaking noise.
3. The grass was damp and cold.
4. The step looked well-worn.
5. The door was an off-white colour and rotten.
6. A large, dark rain cloud hung over the house.

What is the impact of the adjectives?

twinkl planit SPiD expanded noun phrases twinkl.co.uk

Adjectives for Effect

Read through the following descriptions.
Underline the noun which is being described.
Put a circle around the adjectives that have been added to the noun to create an expanded noun phrase.


1. The house was mouldy, rotten and brown.
2. There was a moaning and creaking noise.
3. The grass was damp and cold.
4. The step looked well-worn.
5. The door was an off-white colour and rotten.
6. A large, dark rain cloud hung over the house.

twinkl planit SPiD expanded noun phrases twinkl.co.uk

Review Activity



Spooky Settings



Recap.

What have you learned so far?


Why do we use expanded noun phrases?



I've learned that we can use adjectives to create expanded noun phrases which add information to nouns.

They make my writing more interesting and can help the reader to build a picture in their minds.

Spooky Settings



Did you know that you can put the expansion before or after the noun?

Expansion before and after the noun:

The spooky house on the hill.


An overgrown garden, with litter scattered everywhere.

The old lady, who lived next door.

A grotesque creature, with an enormous, furry body and a tiny head.



Spooky Settings



Great, can you describe this house using noun phrases expanded by adjectives?

I'd love to try that in my own writing!




Photo courtesy of Shane Gorkski @flickr.com - granted under creative commons licence - attribution

Consolidation Activity



Consequence Game




- Work in pairs using plain A4 paper.
- The first player draws the head of a monster and passes it unseen (by means of folding) to the second player.
- The second player draws the body, then passes it back to the first player.
- The first player draws the legs then passes it on.

Reveal the monster by unfolding the paper.

Firstly, identify the monster with a simple noun phrase 'the monster'.


Create sentences to describe the monster using noun phrases expanded by modifying adjectives.



Assessment



Mini Test



Use all of the information you have learned and practised about expanded noun phrases. Work on your own to complete the Mini Test.



Mini Test
Name: _____ Date: _____

Noun Phrases Mini Test

1. Draw a line to match these correctly.


noun	a dog
simple noun phrase	a cute little dog with pointed ears
expanded noun phrase	dog

2. Read through the following descriptions.

- Circle the noun which is being described.
- Underline the expansion.

the haunted house in the woods
a secret garden, with enchanted flowers everywhere
a young child, who lived across the street
a cuddly creature, with a small, furry body

3. Fill in the table, describing the beach to create a pleasant effect.



Noun	
simple noun phrase	
noun phrase expanded by an adjective or two	

END OF TEST


twinkl planit
© 2018 twinkl.com

SPa6 Noun Phrases

total for this page

11
 total marks
 1 mark
 3 marks
 4 marks
 4 marks

Application Activity



Use all of the information you have learned and practised about expanded noun phrases. Work on your own to complete the Application Activity Sheet.



Application Activity


Describe the two monsters.

Use expanded noun phrases to build up a different effect for the two monsters.

nice



mean



Aim

- I can expand a simple noun phrase with appropriate adjective(s).

Success Criteria

- I can write a simple noun phrase.
- I can use adjectives to expand a simple noun phrase.
- I can select adjective(s) to describe a noun to create effects.

