




## Summer Ideas

<p><b>Dino Footprints!</b></p> <p>Either in the mud in your back garden (or if you are lucky enough to have playdough) try creating dino footprints – what could you use to make these?</p> <p>Try doing some research – how big were some of the dinosaurs’ feet?</p> 	<h1 style="font-size: 2em;">Dinosaurs</h1>	<p><b>Dinosaur Roar!</b></p> <p>Read the Dinosaur Roar extract: <i>Log in to Love Reading for Kids and then copy the link.</i> <a href="https://www.lovereading4kids.co.uk/extract/15967/Dinosaur-Roar-25th-Anniversary-Edition-by-Henrietta-Stickland.html">https://www.lovereading4kids.co.uk/extract/15967/Dinosaur-Roar-25th-Anniversary-Edition-by-Henrietta-Stickland.html</a></p> <p>What other types of dinosaurs could there be? Could you think of any other describing words? Could you draw a picture of another dinosaur and give it a label like the book e.g. dinosaur_____</p>
<p><b>Top 5</b> <a href="https://www.nhm.ac.uk/discover/dino-directory.html">https://www.nhm.ac.uk/discover/dino-directory.html</a></p> <p>The Natural History Museum have done some research to find out the 5 most popular dinosaurs. Would these make your top 5? Do some research using the dinosaur A-Z tab to discover and find out more about your 5 favourites!</p>	<p><b>Create your very own Dino Timeline</b></p> <p>Watch Maddie and Greg explain the time scale of the Mezazoic Era (the time of the dinosaurs). Can you create your own? <a href="https://youtu.be/-qe89q8YYF0">https://youtu.be/-qe89q8YYF0</a></p>	<p><b>What happen to the dinosaurs?</b></p> <p>Read the short extract. <i>Log in to Love Reading for Kids and then copy the link.</i> <a href="https://www.lovereading4kids.co.uk/extract/4507/Dinosaurs-Love-Underpants-book-audio-CD-by-Claire-Freedman.html">https://www.lovereading4kids.co.uk/extract/4507/Dinosaurs-Love-Underpants-book-audio-CD-by-Claire-Freedman.html</a></p>
<p><b>Top Trumps</b></p> <p>Why not find more than 5 dinosaurs that you like and create your own dinosaur top trumps cards. Don’t forget to include a picture and think about what categories that you would choose to rate – speed? Weight? Height?</p>	<p>Maybe you have chinks that you can draw a timeline outside? Or maybe an old roll of wallpaper? Or even a toilet roll?</p> <p>(If you enjoy this, you might like to watch some more of the dino week episodes - also available on YouTube)</p>	<p>What do you think happened to the dinosaurs? Do some research – lots of scientists have different ideas about what brought about their extinction. Which one do you think is the most likely? Why?</p> 
<p><b>Make Your Own Fantasy Jurassic Park</b></p> <p>Why not try and create your own fantasy Jurassic Park using toy dinosaurs (or other animals!) and items from around the home. Think about where certain dinosaurs like to live (in the water/ desert / swamps)</p>	<p><b>Dinosaur Name Generator</b></p> <p>Visit this website to find out what your dinosaur name might be. <a href="https://www.aspinallfoundation.org/campaigns/prehistoric-dinosaur-playground-for-kids/dinosaur-name-generator/">https://www.aspinallfoundation.org/campaigns/prehistoric-dinosaur-playground-for-kids/dinosaur-name-generator/</a> Now draw a picture of what your dino might look like!</p>	<p><b>Draw with Rob</b></p> <p>Follow this children’s illustrator’s instructions for how to draw one of the dinos from his book Dinosaur Juniors set of books, the Gregosaurus! <a href="https://youtu.be/bhyCxVPb1qU">https://youtu.be/bhyCxVPb1qU</a></p> 

## Mary Anning

Watch the video to find all about the fascinating life of Mary Anning.

<https://youtu.be/Of5sK8p2rZY>

Can you write a diary entry as if you were Mary herself?



## Make a Volcano!

Some scientists believe that volcanos brought about the end of the dinosaurs

### You will need

- A volcano – Try making a volcano out of paper mache or plaster. You can also use clay or if you're in a hurry to make your volcano, use a mound of soil outside.
- A small plastic bottle, or container that 35mm film comes in, an old pill bottle, a baby food jar, or similar size container.
- Red and yellow food colouring (optional)
- Vinegar
- Washing up liquid

### What to do

1. Go outside (or prepare for some clean-up inside)
2. Put the container into the volcano at the top
3. Add 4 spoonfuls of baking soda
4. Add about a spoonful of washing up liquid
5. Add about a spoonful of each of the red and yellow food colouring
6. Now add a small cup of vinegar and watch your volcano erupt!



### Source:

<https://www.bbc.co.uk/cbeebies/makes/nina-and-the-neurons-volcano>

<https://www.sciencebob.com/make-your-own-volcano/>

## Dino Poo!

*Coprolite: fossilized faeces (poo)*



Scientists can learn all kinds of information from coprolites...everything from the health of the dinosaur or animal to what their diet typically included.

Why not have a go at making your own?

You'll need a **simple salt dough recipe**.

- 1 cupful of plain flour (about 250g)
- half a cupful of table salt (about 125g)
- half a cupful of water (about 125ml)

After you have designed your dino poo, you can let it dry out (or place it in a warm oven for an hour or so) to mimic years of hardening and mineralisation. Finally, you can paint it! As a real coprolite is formed, the 'poo' absorbs minerals from the environment until it hardens into a rock. Those minerals can be coloured, or not!

## Dino Rhyme/Poetry Challenge

Can you learn off by heart?

Early Readers (approx. YR-Y1)	Developing Readers (approx. Y2-Y3/4)	Fluent Readers (approx. Y4-6)
<p><b>The Big Dinosaurs</b> (like <i>The Wheels on the Bus</i>)</p> <p>The big dinosaurs go stamp stamp stamp stamp stamp stamp stamp stamp stamp The big dinosaurs go stamp stamp stamp All day long</p> <p>The fierce dinosaurs go roar roar roar roar roar roar roar roar roar The fierce dinosaurs go roar roar roar All day long</p> <p>The baby dinosaurs go stomp stomp stomp stomp stomp stomp stomp stomp stomp The baby dinosaurs go stomp stomp stomp All day long</p> <p>The hungry dinosaurs go chomp chomp chomp chomp chomp chomp chomp chomp chomp The hungry dinosaurs go</p>	<p style="text-align: center;"><b>Don't Ever Feed a Dinosaur</b> by: <u>Baudelaire Jones</u></p> <p>Don't ever feed a dinosaur. He might bite off your arm. That is, if he's a carnivore, If not, he'll do no harm.</p> <p>It's not hard to tell the difference. It's a cinch to diagnose. If you can see his teeth, you know You're standing much too close</p> <p>Source: <a href="http://www.blackcatpoems.com/j/dont_ever_feed_a_dinosaur.html">http://www.blackcatpoems.com/j/dont_ever_feed_a_dinosaur.html</a></p>	<p style="text-align: center;"><b>The Riddle Of The Dinosaur</b> by Bert Leston Taylor</p> <p>Behold the mighty dinosaur, Famous in prehistoric lore, Not only for his weight and length, But for his intellectual strength. You will observe by these remains The creature had two sets of brains, The one in his head, the usual place, The other at his spinal base. Thus he could reason a priori As well as a posteriori. No problem bothered him a bit, He made both head and tail of it. So wise he was So wise and solemn Each thought filled just a spinal column. If one brain found the pressure strong, It passed a few ideas along. It something slipped the forward mind 'Twas rescued by the one behind. And if in error he was caught He had a saving afterthought. As he thought twice before he spoke He had no judgment to revoke. For he could think without congestion Upon both sides of every question. O gaze upon this noble beast, Defunct ten million years at least.</p>

chomp chomp chomp  
All day long  
All day long  
All day long  
All day long

I swish my tail and dive right in. (*swish fish  
hand around*)

*Join in with the nursery rhyme:*  
[https://www.bbc.co.uk/teach/school-  
radio/nursery-rhymes-dinosaurs/zv7rf4j](https://www.bbc.co.uk/teach/school-radio/nursery-rhymes-dinosaurs/zv7rf4j)

Source: [https://www.poemhunter.com/poems/  
dinosaur/](https://www.poemhunter.com/poems/dinosaur/)